



VISTA WINE CELLARS 1118 MONTE VISTA DRIVE, VISTA, CA 92084 PHONE: 760.631.0952 FAX: 760.533.0951

CUSTOM WINE CELLAR DESIGN QUESTIONNAIRE

NAME: MRS MS. MR. _____
ADDRESS: _____
CITY: _____ STATE: _____ ZIP: _____
HOME PHONE: _____ WORK PHONE: _____
FAX: _____ EMAIL: _____@_____

PLANNING YOUR CELLAR

Please answer the following questions. This will enable Vista Wine Cellars to design a cellar that will match your vision.

APPROXIMATE BUDGET FOR WINE CELLAR: _____
BOTTLE CAPACITY:..... _____
PROJECT DEADLINE: _____

MASTERPIECE CELLAR BASIC STORAGE MIX OF THE TWO
 I DON'T KNOW- PLEASE ADVISE

INDIVIDUAL BOTTLE STORAGE

(In the spaces asking for quantities, type in the approximate number of bottles you are planning to store)

*WINE BOTTLES:	<input type="text"/>	*MAGNUM BOTTLES:	<input type="text"/>
	QUANTITY		QUANTITY
*WINE OR CHAMPAGNE BOTTLES:	<input type="text"/>	*DOUBLE MAGNUM BOTTLES:	<input type="text"/>
	QUANTITY		QUANTITY
*SPLIT BOTTLES:	<input type="text"/>	IMPERIAL BOTTLES:	<input type="text"/>
	QUANTITY		QUANTITY
JEREBOAM BOTTLES:	<input type="text"/>		
	QUANTITY		

DO YOU CURRENTLY HAVE A ROOM THAT STORES YOUR WINE? YES NO

IF YES, please provide Vista Wine Cellars detailed information concerning the size of your wine collection in the comment section at the end of this form. By completing this section we can customize a cellar to meet your specific needs.

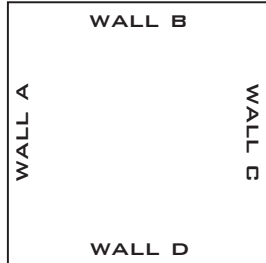
CUSTOM DESIGN SERVICES

Customize your wine cellar and racking system. The dimension s provided to us pertaining to your cellar is one of the most crucial steps in the cellar building process. Please take the time to furnish us with the room dimensions for your cellar.

ROOM SPECIFICATIONS (REQUIRED)

ROOM DIMENSIONS - LENGTH AND WIDTH OF THE ROOM

Please measure the length and width of the room. Then fill in the dimensions



WALL A
FEET/ INCHES

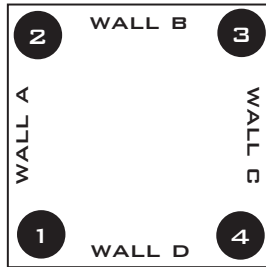
WALL B
FEET/ INCHES

WALL C
FEET/ INCHES

WALL D
FEET/ INCHES

CEILING HEIGHT AT FOUR CORNERS

Measure the ceiling height of the room. Then fill in the dimensions on the diagram to the left or in the spaces provided below.



CORNER 1
FEET/ INCHES

CORNER 2
FEET/ INCHES

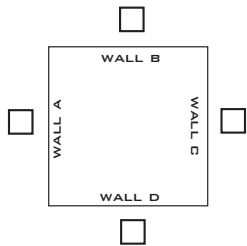
CORNER 3
FEET/ INCHES

CORNER 4
FEET/ INCHES

DOOR PLACEMENT

Check which wall your door is on.

Please provide your wall measurements surrounding the door.



WALL
FEET/ INCHES

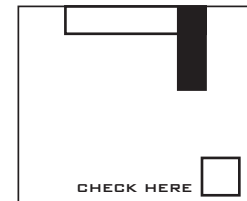
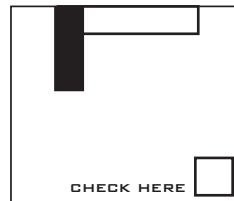
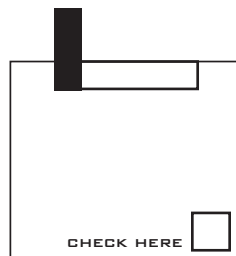
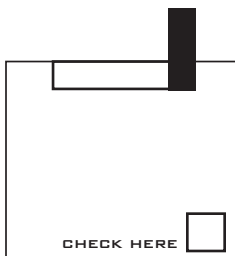
DOOR

WALL
FEET/ INCHES

UNIQUE DOOR CONDITIONS

There may be circumstances where there are multiple doors in the same room, sidelights or other unique features. Please include all additional information for custom cellar design.

Check which way door swings in room.



CUSTOM RACKING STYLES

These styles are not exclusive. Please check all that apply to your cellar.

- TOP OF THE LINE.**
(Available in all styles - 13 in. depth)
- PREMIUM**
(Available style indicated w/ *)
- SINGLE DEEP**
- DOUBLE DEEP**
- EARTHQUAKE PROOF**
(Extra cost- only available on individual bottle storage)

Additional Comments

1. Which is more important, meeting the bottle capacity or the budget number?

2. Will this room be used for entertaining or strictly functional storage space?

3. Which type of refrigeration is preferred? Air Handler, Ductless Split, Breezair or Waterfall?

4. Will you require space for a tasting area or work surface?

5. What is the time frame for this project?

6. Would you like a door, side lights, cellar art, tile, arches, ladder or a T & G or raised panel ceiling in your design?

Please provide any other information about the room and/ or space of your wine cellar

- SOFFETS** **IRREGULAR HEIGHT** **IRREGULAR WIDTH** **POLES**
- VENTS** **FLOOR DRAINS** **STAIRS**
- WINDOWS** **CEILING BEAMS** **IRREGULAR CEILING**

ADDITIONAL INFORMATION:

